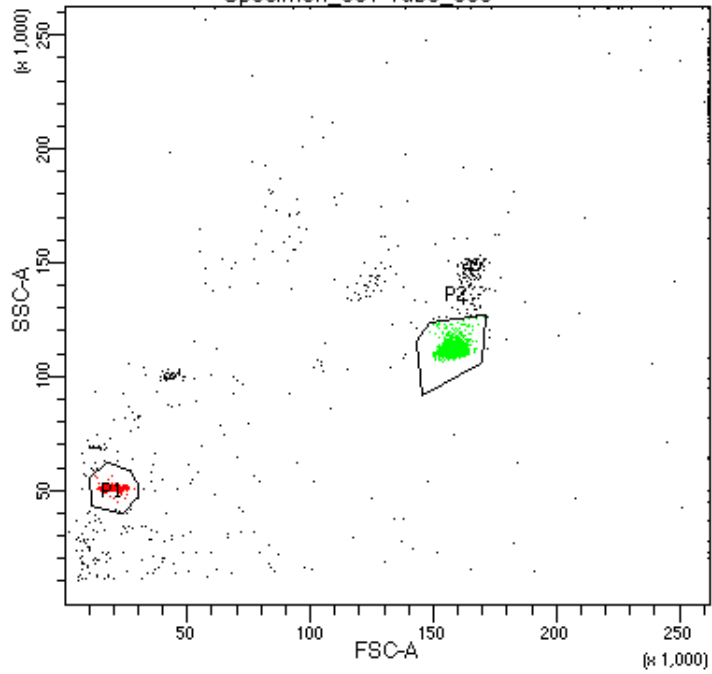
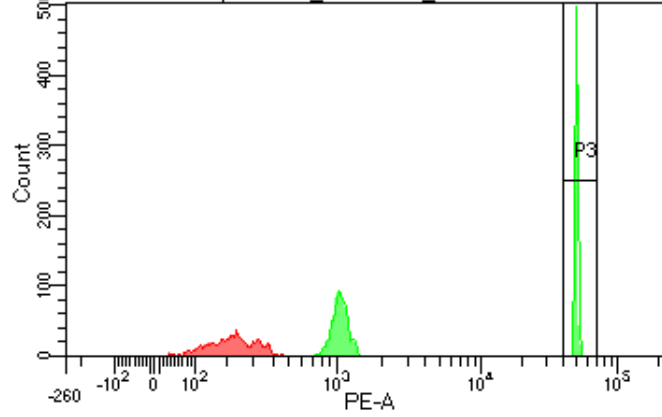


Specimen_001-Tube_003



Specimen_001-Tube_003



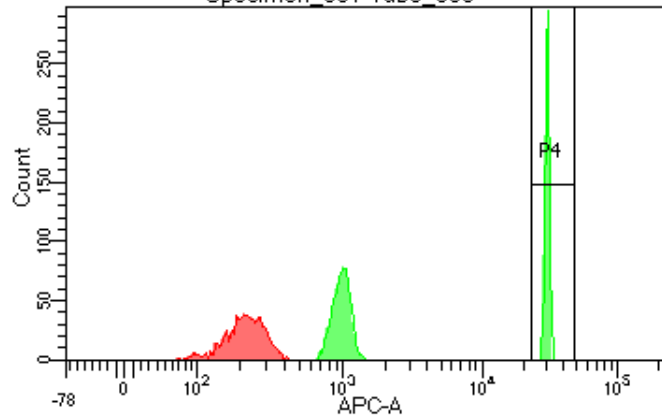
Experiment Name: CST 2021-07-26

Population	FSC-A %CV	FSC-A %rCV
P1	12.2	12.4
P2	2.0	2.0

Experiment Name: CST 2021-07-26

Population	PE-A Mean
<input checked="" type="checkbox"/> P3	48,549

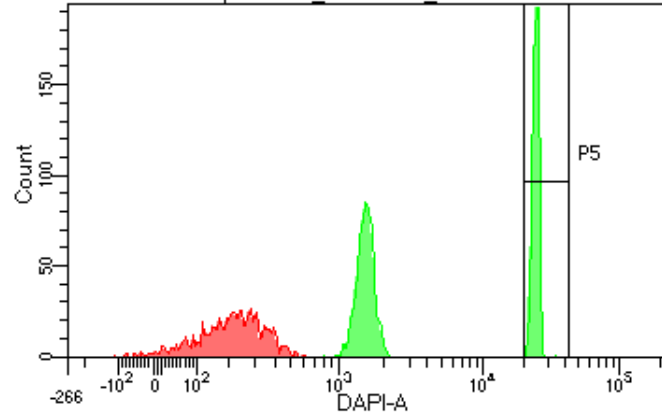
Specimen_001-Tube_003



Experiment Name: CST 2021-07-26

Population	APC-A Mean
<input checked="" type="checkbox"/> P4	29,519

Specimen_001-Tube_003



Experiment Name: CST 2021-07-26

Population	DAPI-A Mean
<input checked="" type="checkbox"/> P5	24,028