Qualification_URP_02_Nov_10

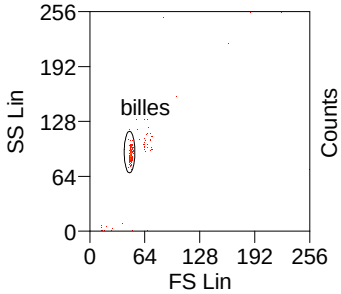

Region	Count	% Hist
Total	250	100.00
billes	201	80.40

Qualification_URP_02_Nov_10 (G1: bi...

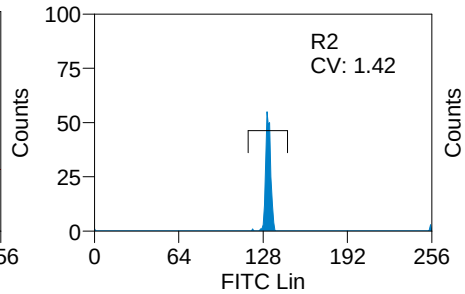

Region	Median	CV
Total	132.00	12.00
R2	132.00	1.42

Qualification_URP_02_Nov_10 (G1: bi...

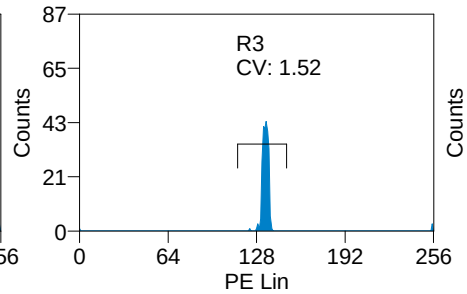

Region	Median	CV
Total	135.00	11.68
R3	135.00	1.52

Qualification_URP_02_Nov_10 (G1: bil...

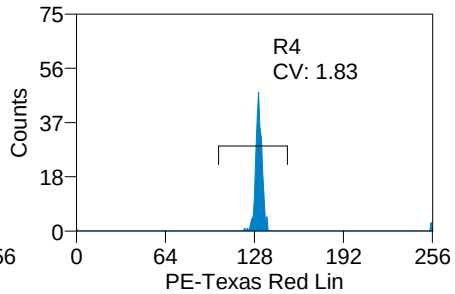

Region	Median	CV
Total	131.00	12.14
R4	131.00	1.83

Qualification_URP_02_Nov_10 (G1: bi...

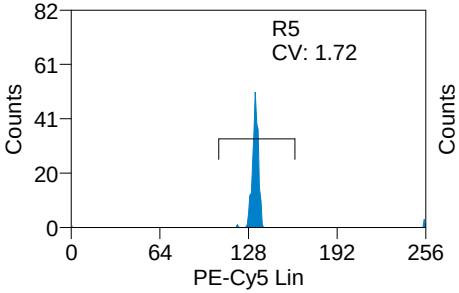

Region	Median	CV
Total	133.00	11.90
R5	133.00	1.72

Qualification_URP_02_Nov_10 (G1: bi...

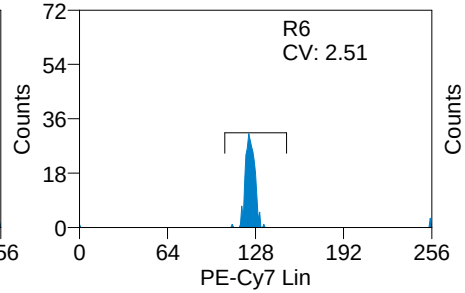

Region	Median	CV
Total	124.00	13.26
R6	124.00	2.51

Qualification_URP_02_Nov_10 (G1: bi...

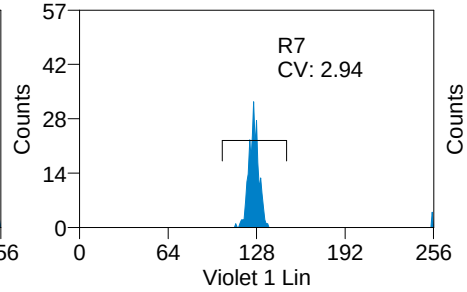

Region	Median	CV
Total	126.00	12.96
R7	126.00	2.94

Qualification_URP_02_Nov_10 (G1: bil...

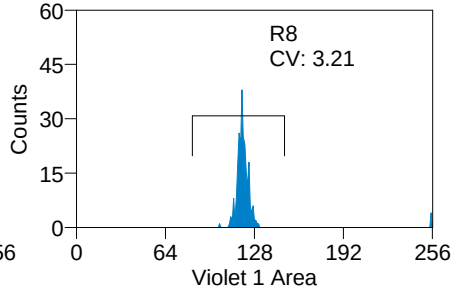

Region	Median	CV
Total	119.00	14.31
R8	119.00	3.21

Qualification_URP_02_Nov_10 (G1: bi...

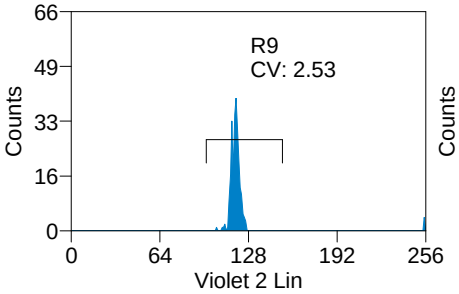

Region	Median	CV
Total	119.00	14.39
R9	119.00	2.53

Qualification_URP_02_Nov_10 (G1: bi...

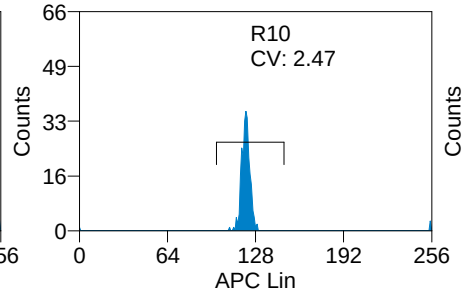

Region	Median	CV
Total	121.00	13.77
R10	121.00	2.47

Qualification_URP_02_Nov_10 (G1: bi...

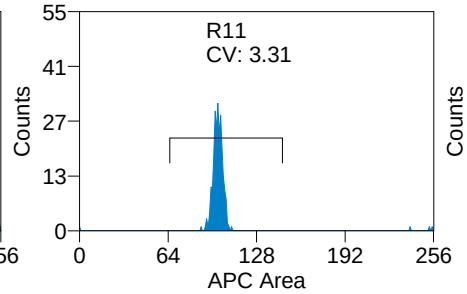

Region	Median	CV
Total	100.00	17.51
R11	100.00	3.31

Qualification_URP_02_Nov_10 (G1: bil...

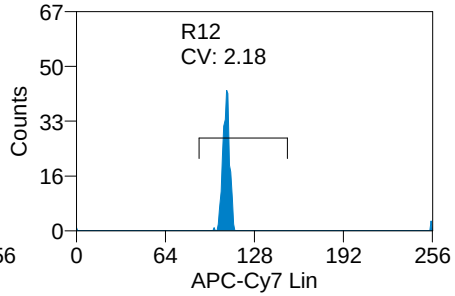

Region	Median	CV
Total	108.00	16.17
R12	108.00	2.18

FL1, FL2 CV<3.0
FL3 CV<3.5
FL4 CV<4.5
FL5 CV<6.5
FL6, FL7, FL8, FL9 CV<6.0